

Montana's Race to the Sky

300 & 100 Mile
Sled Dog Races



Educational Book

By Pam Beckstrom
Education Coordinator
P.O. Box 76, Olney, MT 59927
www.racetothsky.org
info@racetothsky.org
(rev. 12/15)

Table of Contents

Page 1	Table of Contents
Pages 2-3	Teacher Invitation
Page 4	Who We Are
Pages 5-8	Musherspeak
Page 8-9	Parts of Sled/Team Drawing/Musher Clothing
Page 10	Cool Dog, Jr.: Big Paws to Fill
Page 11-12	A Racing Sled: An Intricate Piece of Equipment
Pages 13-14	Puppy Love: Huskies--Born to Run
Pages 15-16	Camp Rimini
Page 17-18	A Handler's Duties
Page 18	About the Trail
Pages 19-20	Life in a Checkpoint
Pages 21-22	Packing for the Race to the Sky
Pages 23	A Student's Role in Race to the Sky
Pages 24-25	Fresh Snow, A Moonlit Night, and a Team of Huskies
Page 26-27	The Personalities of a Racing Team
Page 28-29	Suggested Musher Interview Questions
Page 30	Writing Assignments
Page 31-32	Math Skills
Page 33-34	More Science/Math Projects
Page 35-36	Science/Social Studies Projects
Page 37	Circle the Words/Team Profile
Page 38	Crossword Puzzle
Page 39	Connect the Dots
Page 40	Teamwork & Art Project
Page 41	Unscramble the Words
Page 42	Stand-up Model
Page 43-44	Word Find/Race Trivia
Pages 45-46	Camp Rimini Bibliography
Pages 47-49	Mushing Bibliography

Teacher Invitation

Thank you for your interest in Race to the Sky. This booklet was written based on a growing number of requests for information on Montana's distance race and dog mushing in general. Feel free to use what you think is age appropriate for your students.

We are committed to enhancing education in Montana. Each year, dog mushers come to Helena schools to talk about dog mushing, teachers request one of our educational trunks, and they use this educational booklet. We also encourage the students to attend the vet check, the start of the race if possible, write what you see and hear, and become involved in the sport. Montana Sled Dog, Inc. (the parent nonprofit that brings us Race to the Sky) is strong on education.

If you would like more information about Race to the Sky, please e-mail me at info@racetothsky.org. I have been a volunteer of the race for 30 years and know how fortunate we are to have this event in our backyard. It brings national and international media coverage to Montana, brings entrants, fans, and communities together and it has truly become a Montana tradition.

The world of *dog mushing* may seem like a foreign concept to many people. Mushers scurrying to hook up dogs, chaos everywhere, dogs howling, barking, and jumping straight up in the air, training runs in the middle of the night, and long stretches of isolation. But on those long training runs, the musher is really trying to strategize the race and make a mental note of all the equipment and gear needed to run a distance race. That happens so that when the race is actually run, the thinking becomes focused on the dogs, their health and nutrition, and if there is time, the stars, the moon, the snow, and a cold winter's night in Montana.

We invite you to join us for this year's Race to the Sky, Montana's premiere winter event. These dogs are born to run and when you see them at the starting chute, you know they can't wait to get on the trail and do what they love to do. Catch the excitement every February when we all go to the dogs.

All of the events are open to the public and most are free. Students and families alike love this event and it is great family fun, a wonderful way to meet other dog enthusiasts, mushers and their teams, and a wonderful opportunity to get out and enjoy our Montana winters.

We do ask if you attend any race events that you keep your dog at home unless there is specifically a mutt pull. These racing dogs are part of their own team and they could bolt after your dog, scaring or injuring it unintentionally. So, please leave pet dogs at home for their safety as well as for the sled dogs. Also please keep any food away

from the racing dogs. They are on a very special high caloric diet and shouldn't have anything else.

Talk to the mushers about their specific breed of dogs, how and what they feed them, what they do year-round, and other races they have run or plan to run. All dog mushers use either a four-wheeler, ATV, cart, scooter, or other device to train before the snow flies, some give tours for people in the winter or on the Alaskan glaciers in summer, others go camping with their dogs into remote areas, and still others take 1-2 dogs and their skis to skijoring (dogs pulling skier) or bikejoring or scootering (hooking up 1-2 dogs in front of bicycle or scooter and having them help pull), canicross (running with dog attached to you) or scootering (using a special dog scooter to have dogs pull you when there is no snow. The dogs love to run and love to pull. That is a given. So you see you can have lots of fun with your dogs during all the seasons of the year.

We encourage you to become part of Race to the Sky in any way that you can. We are all about teamwork and invite you to become part of our event. We are only as good as our weakest link. So it is up to all of us to be team players and not be the weakest link.

Thanks to Judy Johnson for the graphics in this book.

Pam Beckstrom
Education Coordinator
P.O. Box 76
Olney, MT 59927
info@racetothsky.org
www.racetothsky.org

Race to the Sky: Who We Are

Montana Sled Dog, Inc. (MSDI) is a nonprofit 501(c)3 corporation which conducts Race to the Sky sled dog race each February. The first Race to the Sky took place in February 1986 and has been Montana's premier winter event ever since.

MSDI is dedicated to preserving and commemorating the historical and traditional use of sled dogs in Montana and to support long distance mushing.

We also encourage all mushers and their dogs to participate in sled dog racing by providing a high quality event; recognize and appreciate the land, the animals, the environment, and the relationship between man and animal; provide educational opportunities; commemorate the dogs role in Montana's history; and honor the United States Army's use of sled dogs at the Camp Rimini War Dog Reception and Training Center near Rimini, Montana, that trained dogs for military maneuvers and search and rescue purposes during World War II.

MSDI would like to thank Judy Johnson for her artwork in this book. You will see a very special sled dog named Cool Dog, Jr. throughout this packet. Cool Dog, Jr. is a real sled dog and a mascot for Race to the Sky. He is our featured guest at all Race functions, taking on a new personality when his sunglasses are on. He visits schools from time to time and events all over Montana and has been an honored guest in Canada and is owned by Judy Johnson.

As race time approaches, biographical information on the mushers will be available at www.racetothsky.org. We hope you find this information beneficial to our school children.

If you would like to order paper copies of this book, set up musher talks, use the school educational trunk or have other questions, please e-mail us through our website info@racetothsky.org. We always welcome your comments. The race also has a book available for sale on the history of Race to the Sky called Twenty Years and Still Going to the Dogs: Montana's Race to the Sky. If you would like to order one, please order online on our website at www.racetothsky.org (merchandise page) or at www.adanacsleds.com. All proceeds of the book go directly back to Race to the Sky.

Pam Beckstrom
Education Coordinator, PR, Historian and
Author of Twenty Years and Still Going
to the Dogs: Montana's Race to the Sky

Musherspeak

So let's get started by learning the terminology. These terms will be used in this booklet.

- Booties:** Cordura fabric made into a mitten-like boot and worn on each dog's feet to protect them from injury. Dogs wear out hundreds of boots during Race to the Sky.
- Brake:** A claw-type piece of metal that the musher uses to slow the dog team and hold then a rest is taken.
- Checkpoint Officials:** Volunteers handling all aspects of the checkpoints, including checking mushers, locating vets, monitoring food, handlers, and spectators.
- Drag Mat:** Another lightweight mat attached to the sled to slow the team By standing on it or feathering your weight.
- Dropped Dog:** A term for a dog that has been pulled from the team for various reasons, usually because the dog is tired, inexperienced or has received an injury. The dog is marked and boxed in its home on the truck (dog box) and cannot be added back to the team for this race. Dropping a dog is a positive option for injury prevention. Sometimes a dog musher wants a young dog to experience of running Race to the Sky but plans to "drop" a specific dog, making the run a very positive experience.
- Gangline:** The polyethylene rope lines that attach the dogs to the team. Another name for it is towline.
- Gee (jee):** A command for the lead dog to turn right and direct the rest of the team to follow.
- Ham Radio Operators:** People specially trained to operate ham radio communications with other checkpoints and help in maintaining the safety and whereabouts of mushers. We use cell phones mostly now.
- Handler:** The musher's assistant in checkpoints. A handler helps take care of the dogs, change runners on the sleds, takes care of the musher, drives the truck, and cleans up the team's assigned areas in checkpoints.

Haw:	A command for the lead dog to go left.
Layover:	Required resting time in checkpoints for all mushers during a race.
Mukluk:	Boot made in soft boot-style by early Alaskan natives.
Musher: (Dog driver)	The person who rides and/or runs behind the sled to assist the dogs in negotiating the sled and trail and is responsible for training the dogs and ensuring their safety.
Parka:	Very warm coat made of fabric and a fur ruff to keep the face warm.
Pedaling:	A musher will stand on one runner and push the sled with the other foot to help the dogs.
Race Head-	The central location to disseminate information, located in the past at Hi Country Snack Foods in Lincoln. It is usually staffed 24 hours a day during the race. Information is sent all over the world and press releases are sent out 4 or more times a day to media.
Race Officials:	People chosen for their expertise who are in charge of the mushers and teams once the race starts, enforces race rules, and sees to it that all mushers start on an even playing field.
Race Time:	Total time, including actual running time, layovers and resting on the trail.
Runners:	Two long wood or metal extensions to the back of the sled for the musher to stand on or pedal from.
Sled:	There are many types of sleds. Toboggans are general used for long distance or a lighter sprint for shorter distances. The traditional looking sleds made of hardwood and plastic. There are many designs, materials, and types of sleds to choose from.
Sled Bag:	A cloth, weather-resistant bag to hold mandatory gear inside sled.
Snow Hook:	A sharp hook, used by a musher, to anchor the sled in the snow to help stop the dog team.

Team: The musher, dogs, handler, and truck driver consist of the entire crew.

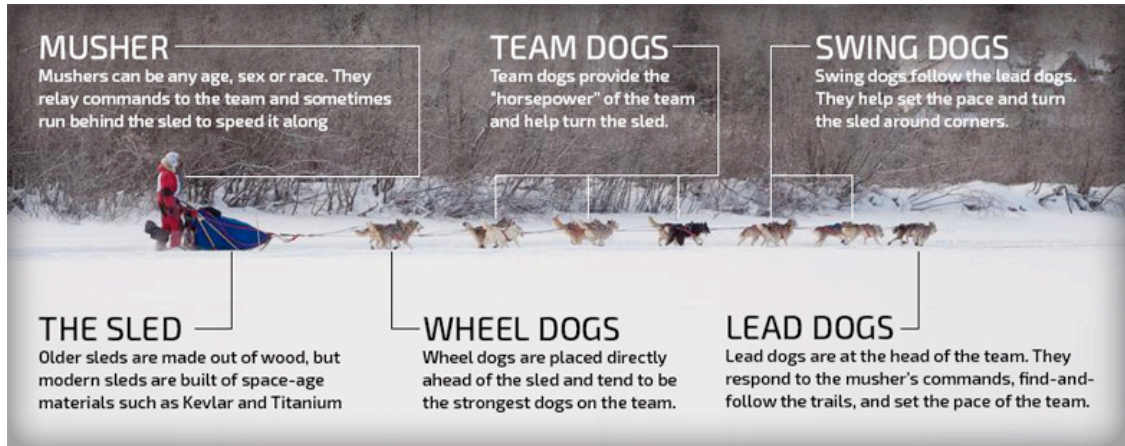
Trail Crew: Snowmobilers who find, pack, and groom the trail so that the teams navigate safely.

Trail Time: Total time on the trail, not including mandatory layovers.

Vet Check: A pre-race event where trained veterinarians give all competing dogs a physical exam. All dogs running the race receive a special marking to show officials they are in top physical condition. No dogs may be added or substituted to the team after examination at the vet check.



Parts of the Sled/Position of Dogs



Clothing

Mushers use a layering system for clothing to stay warm and/or to avoid overheating. This allows the musher the opportunity to add or subtract clothing depending on weather conditions. Many mushers start with a pair or two of heavy socks, usually one pair of wool, one of cotton.

Next they add a pair of either mukluks, heavy "Mickey Mouse" boots, or even a pair of heavy running shoes for their feet. Then a top and bottom polar fleece set, a turtleneck, a down vest, and a gore-tex coat or parka and warm mittens (warmer than gloves) or gloves, depending on weather.

If it is snowing, rain gear can go over all this. Finally, mushers wear many different kinds of hats. Most wear a mad-bomber type nylon hat to keep warm or even a heavy stocking cap. Much warmth could be lost through not wearing proper head gear.

Cool Dog, Jr.: Big Paws to Fill

Cool Dog, Sr. a registered Siberian husky was no ordinary sled dog. The sunglasses-wearing dog was owned by Judy Johnson and lived near Lincoln, Montana. He had a message he shared with Montana's students: "Montana's Race to the Sky: A Natural High." He hoped all students think about making healthy lifestyle choices and that they choose the outdoors, fresh air, community service, and not doing drugs and alcohol.

Cool Dog was born in upstate New York. His father, Innisfree's Brannigan was an international American Canadian Japanese champion in the AKC standings. Cool Dog's real name is Innisfree's Shawnee. He has nine other kennel-mates that are also Siberian huskies. When the ten-dog "Cool Dog Team" ran, it was a matched team and stunning to watch. Siberians are not known for their speed but what they lack in speed, they make up for in manners and beauty. Many of Johnson's dogs are show dogs, winning points in the dog show arenas.

At the Race to the Sky events, he was mild-mannered, sporting his sunglasses but during the day, Cool Dog was part of a team. His place in the team was wheel or swing dog.

Cool Dog hosted many events for Race to the Sky, including the Cool Dog Ball, held each January in his honor. One year "Gus" from the Disney movie Iron Will attended Cool Dog's birthday party held in Helena. The dogs had a great time together and Race to the Sky had a huge party. Cool Dog was a guest at Montana Special Olympics Winter Games and at the Canadian Elkford Dog Sled Race. He took many passengers for a wonderful dog sled ride. Of his admirable traits were his gentle manner, his love for children, and the fact that he would give unsuspecting children a kiss. Cool Dog died of old age in September 2003. He is missed.

In June 2000, Judy Johnson welcomed her millenium baby, Cool Dog, Jr., a registered Siberian husky was born in April from the same bloodline as Cool Dog. Jr. has already hosted the Cool Dog Ball, been on a parade float, and been at Helena's Five Alive.

Like Cool Dog, Jr. was born in upstate New York. His great grandfather is Innisfree's Brannigan, an international American/Canadian Japanese champion in the AKC standings and a very well-known dog in the arena.

Cool, Jr. is a happy-go-lucky young dog who is learning that once he puts his sunglasses on, he is a celebrity. We welcome him to the Race to the Sky family. He has big paws to fill, but he is up for the challenge.

A Racing Sled: An Intricate Piece of Equipment

Some Race to the Sky mushers switch sleds during the race but others run the same sled from start to finish. Mushers may start with a larger, heavier sled and switch to a lighter racing sled for the last part of the race. The heavier sled will hold more gear and is more durable. The lighter racing sled may provide the extra advantage as teams race toward the finish line where minutes and seconds can separate teams.

Where do these sleds come from and how are they put together? Jack Beckstrom, a Montana sled builder and owner of Adanac Sleds and Equipment, has over 30 years of experience crafting sleds and equipment. He builds, by hand, at least 12 tried and true models of work and racing sleds.

A work sled has a longer bed basket, can carry more people or is more heavy duty. It can be used for hauling freight or for a touring business where a musher gives sled rides to customers. A racing sled is lighter and usually quite a bit shorter. Purchasing a custom sled ranges from \$600 to \$2,000. They are individualized to each musher, with the builder needing to know the purpose of the sled and the musher's height in order to manufacture a sled that will allow the musher to comfortably stand behind the basket and reach the handle bar easily.

The runners of the racing sled are usually eight feet long and are made of aluminum or white ash wood. The white ash is shipped from the midwest to the sled builder. There are two runners on each sled with the track being 20 inches across.

If all the pieces are ready, assembly still takes a full day. The sled builder starts from the bottom with the runners and works up fastening stanchions (upright pieces) to the runners, then assembling the crosspieces and/or the basket or toboggan bed. Finish work consists of adding a handlebar (top piece for musher to hang onto), brushbow (curved front piece), brake systems, bridles (to attach to dog team), and any accessories the musher requests for their sled. All the wood parts are sealed for protection from the weather. Usually a cargo bag of some kind is added for carrying all the mandatory gear or a dog passenger when necessary. Now the musher is ready to cruise down the trail in style.

When mushers shop for a sled, they consider durability, weight, an affordable price, and a reputable sled builder that will back the products.

Having a sled that is easy to steer and pulls smoothly uphill or downhill is important. A sled that can flex and move as it slides down the trail will prove to be more durable and hold up to the demands of a rough trail.

It is a pretty intricate piece of equipment and one you can't skimp on. If you do, you may find yourself 50 miles from the checkpoint with a broken sled and a long walk home.



Toboggan Sled

Puppy Love: Huskies Born to Run

One of the most interesting and fun parts of being a musher is being able to train puppies. Huskies are born with an innate desire to run and nurturing that ability is relatively easy for a musher. Not all dogs are born leaders and it is up to the musher to work with each dog individually and as a team, to see which dogs will succeed where.

Selecting and training puppies that show promise is one of the things mushers start working on when the puppies are four-six months old. Short, happy runs will be made with the young dogs who may have sat out this race season. The musher is hopeful that they will become exceptional racing dogs with training.

Mushers look for dogs that are enthusiastic about work, have a strong desire to pull forward, and a curiosity about the trail. The promising dogs don't look for side trails, aren't interested in playing with other dogs, and don't chew harnesses or ganglines. They should have confidence but not be too aggressive. They should be trainable but not too submissive. Mushers watch for smoothness of gait and speed in these young athletes.

The short, happy runs are usually less than ten miles in length with much smaller teams than you see at Race to the Sky. The musher might instill a work attitude which involves seriousness about their part in the team rather than just getting excited about going running. Then they will begin to understand about working as part of the team and the team's rhythm, rather than trying to pull the load alone or going in their own direction.

Most racing dogs are between the ages of two and ten years old. By the time a dog reaches the age of one, it is showing a great deal of promise and the musher has a spot designated for it on the team, whether it be lead, swing, wheel, or point. Some dogs show their full potential when they are in a race and the musher must rotate them to a different spot for various reasons. Occasionally, these dogs become overnight heroes, encouraging the rest of the team to work together.

In late summer, there are usually puppies to work with. At a race, you can see the importance of having dogs that aren't spooked by crowds and noise nor are they aggressive toward other teams.

To raise puppies that are well socialized takes much effort on the part of the musher. Beginning as early as two weeks, but especially from five to twelve weeks, the pups need daily handling and exposure to people and dogs other than their litter-mates. Later, they will start going on daily walks both individually and in groups, running free

first and later with a collar and leash. Finally, the pups will be put in harness and slowly worked into their spot on the team.

Older dogs are run with the puppies to provide a stabilizing effect. They are more predictable in their reactions to new or confusing situations and the young dogs learn from the more experienced ones.

Getting to the point where spectators see the dogs in a team is a long process. It takes years to groom the dog for specific spots on the team. The lead dog position is an important place on the team. A musher looks for dogs that are intelligent, willing to please, easily trained, a love to run, and responds well to voice commands.

All the time and effort a musher invests in puppy training pays off once the dog finds a spot and becomes part of the fine-tuned team, running happily down the trail.



Camp Rimini War Dog Reception and Training Center

If you listen very carefully, the howl of dogs may still be heard southwest of Helena near the old mining town of Rimini. The Civilian Conservation Corps (CCC) Camp near Rimini, established in 1936, was converted for military use in October 1942 under the Dogs for Defense program. The War Dog Reception and Training Center began training sled and pack dogs to support the special service forces to invade Norway. Of course, this didn't happen, so Camp Rimini then performed other duties during World War II.

Rimini was a perfect place to train men and dogs because of the deep snow and long winters. Men and dogs were brought to Rimini from all over the country. The variety of dogs ranged from pure bred sled dogs, Alaskan Malamutes, Samoyeds, Alaskan-type huskies, and Siberian Huskies. These dogs were primarily sled dogs that were purchased.

About 100 St. Bernards, Newfoundlands, some Great Pyrenes, and an occasional Chesapeake or Labrador-type retriever dogs were used as pack dogs. These pack dogs were usually donated. The dogs came from all over the country and Canada: Alaska, New England, Minnesota, and New York. Almost 800 dogs were trained at Camp Rimini. The mushers would use stripped-down auto bodies to train the dogs when there wasn't enough snow. The pack dogs were kept separate from the sled dogs.

Men who originally came to the Camp had some experience with sled dogs. As soon as they were trained in winter survival skills, however, they were sent to work in Arctic Search and Rescue Units in Alaska, Canada, Newfoundland, Baffinland, Greenland, and even Seattle. Some of the Canadian dogs only understood French, so French commands had to be given to these animals.

Once completely trained in survival skills and having enough miles logged behind a dog team, soldiers left Rimini. New replacements had to be completely trained and consequently stayed at Rimini for longer periods of time. Trainees cared for the dogs, learned survival skills, and built sleds.

In June 1943, the invasion of Norway was canceled and soldiers at Camp Rimini focused on search and rescue training. These search and rescue units needed equipment that could be used in harsh climate and difficult terrain. The men at Rimini designed two types of sleds: an expedition-type toboggan and a lightweight racing sled. They continued to make improvements on these sleds. These sleds were made of ash wood for the sled and oak or hickory wood for the runners. The runners were then lined with steel. The sleds were tied together with rawhide and no nails or screws were

used in the construction of these sleds. Each type of sled could carry at least 500 pounds or more, depending on construction.

The search and rescue units worked in conjunction with other branches of the military to search for missing planes. Dogs, men, and sleds were transported as close to the crash site as possible and the search would begin. The teams brought out casualties, survivors, and any salvageable equipment. Altogether, the teams brought out approximately 150 survivors, 300 casualties, and many millions of dollars worth of equipment.

The sled shop was asked to design a special harness so these dogs could be dropped by parachute to crash sites. Unfortunately, dogs don't know how to roll and tuck and the experiment didn't work too well. It was finally decided to transport the dogs to these sites in padded crates with parachutes. That way no dogs would be injured and the dogs would be ready to help locate survivors.

By August 1944, most of the Camp Rimini personnel were relocated to Fort Robinson, Nebraska. The dogs that were not transferred were returned to their owners or put up for sale. Some of the mushers stationed at Rimini purchased dogs as pets or started a business with these dogs.

Equipment has changed since Camp Rimini days, but a great deal was learned about sled dog training and handling at Camp Rimini. One thing that hasn't changed is the love for viewing this sport and the heartwarming relationship between man and his best friends.



A Handler's Duties

Being the musher is only a small part of the racing team. There are the dogs, the driver of the truck, and the handler. The handler plays an important part when the musher pulls into a checkpoint.

The handler must make sure that the dog truck makes it to the next checkpoint along with all the supplies needed once the team comes in. That could mean a change of sled, plastic for the runners, clean, dry straw for the dogs to sleep on, food for the dogs including heated broth, snacks, and food, plenty of booties, foot ointment, not to mention items to fit the needs of the musher.

The handler must have the dogs' food ready when his or her team comes into the checkpoint. When the musher arrives it is important to feed, water, and take care of the dogs' tired feet and muscles quickly so they can get to sleep on their straw as soon as possible.

Next the handler examines equipment if the musher is going to change sleds, making sure to get all the mandatory gear transferred into the alternative sled bag and sled. He or she also tries to get the musher to drink juice and eat something before retiring for a few hours of sleep. While the musher and dogs are resting, the handler waits. He or she is responsible for getting the musher awake and getting the team ready to leave the checkpoint.

Once the musher wakes up again, the musher and the handler start exercising the dogs individually and reassessing strategy, what is in the sled bag, mandatory information, and making sure the musher has his sled banners on his sled, and he is wearing his numbered bib.

The dogs are hooked up to the gangline and sled and a final talk and pet from the musher before he or she disappears into the darkness.

After the musher and dogs leave the checkpoint, the handlers clean up all the straw in the checkpoints, dispose of it, and pack up all their belongings. They must be checked out of their stall by a race official and they are on their way to the next checkpoint.

Not all mushers and teams sleep in every checkpoint. Sometimes they rest on the trail and especially when it is warm during the day. At that time, mushers and teams will pull under the trees and wait for cooler weather in order not to overheat the dogs. That is why some mushers don't stop in checkpoints for very long.

In Race to the Sky, there is a 4 hour floating mandatory layover to be taken anywhere in the first four checkpoints. There is also a 6 hour mandatory checkpoint at Fawn Creek. That means all mushers and dogs must spend that time in the checkpoints

Being a part of a well-tuned sled dog team can be very rewarding but handlers definitely don't get much sleep. They catch two hours here, one hour there. But it is a proud moment is to see their team come across the finish line strong and happy.



About the Trail

The 1994 , Race to the Sky crossed the Continental Divide eight times for the 500 mile race and six times for the 300 mile race. That is comparable to climbing Mount Everest twice. The trail has been changed since then so the climbs aren't so dramatic but the uphill and downhill climbs makes racers careful train before the race to get their dogs and the musher accustomed to the higher elevations.

The current 300 mile Race to the Sky takes the teams through some of the most breath-taking scenery in all the land. A musher once commented that he couldn't make any significant progress during our race because he had to stop and take so many pictures because he didn't think anyone would believe how beautiful the scenery was.

The Race to the Sky starts in Lincoln after a ceremonial start at Camp Rimini the night before (on Friday night). The race travels leaves Hi-Country Snack Foods and continues over Huckleberry Pass 72 miles to the White Tail Ranch. The trail from the White Tail Ranch to Seeley Lake is 53 miles and the climb to Owl Creek Packers Camp is a difficult 52 mile climb. It can be drifted over and have poor visibility. From Owl Creek, a wilderness checkpoint, they head back to Seeley Lake for a rest before traveling the 77 miles to the finish line at Hi-Country Beef Jerky in Lincoln.

The trail is packed, marked, and taken care of by volunteers traveling by snowmobile to prepare the trail for mushers and dogs to travel on. The trail is worked on for many days and nights before the mushers arrive in town. Weather and snow conditions may force trail modifications and it has happened many times during this race's history.



The National Forest Service, along with private landowners and companies, are very helpful in allowing us to borrow this trail during race week.

Life in a Checkpoint

It's 4:00 a.m. on a starry night. The northern lights are magnificent. The sound of a dog truck echoes in the valley as it pulls into the darkness and parks. A person wearing a headlamp surfaces from the truck and starts unloading several dogs from the truck and snapping them to a picket line attached to the truck. The handler (a person who helps the musher during a race) is "dropping dogs." He gives the dogs fresh air, food, and water. Several of the dogs start barking when they see the food. The handler talks and pets the dogs, calling each by name and giving each individual attention.

The handler checks the time board and finds his musher's name and the time he left the last checkpoint. He sets up a cooker to warm water, making a hot mixture of broth, dog food, and meat for the racing dogs he expects soon. Hurry up and wait.

Another musher truck pulls into the checkpoint, disturbing the solitude of the checkpoint. She starts the same count-down.

This checkpoint is a primitive one. To get to the checkpoint, the trucks must travel down a snow-covered dirt road. They pass an occasional cabin and continue down the road another five miles until the road basically ends. At the checkpoint, one can't help but notice the closeness of the volunteers, and the way things just seem to get done.

There is a wall tent with smoke coming out of the chimney, a time board with mushers names and numbers recorded in military time. The smell of bacon permeates the air. It is still dark. Along the side is a small trailer with a very large antenna attached. This is the amateur radio trailer. The trailer contains some fairly complex radio equipment along with a licensed ham radio operator working the dials. There is a race marshall verifying the time musher #15 arrived at another checkpoint and when musher #7 left another checkpoint.

A big roaring fire burns in the fifty gallon barrel cut in half to make a firepit, with a volunteer tending it. Water pools around the barrel as the snow melts under and around it. It is still quiet.

Inside the tent is a small table, coolers, a wood stove, several folding chairs, boxes of food and water, and a camp stove sporting several cooking eggs on the griddle. The bacon is frying on the wood cook stove.

Someone yells "team" and everyone runs outside just in time to see a musher's headlamp and a team quietly stopped in front of a woman with a clipboard. A handler leads the team to the truck and the musher feeds and waters the dogs, removes booties,

and examines each dog. The dogs are bedded down on straw and encouraged to rest. This is a mandatory layover for all mushers. That means all mushers must stop for the same amount of time here.

The musher grabs some bacon and waits for the eggs to cook, discusses the new snow pack on the trail, and settles down for a couple of hours of rest. Meanwhile the handlers are busy checking equipment, runners, and replenishing sled bag contents while trying to keep things quiet for the dogs to sleep comfortably.

The mandatory layover is over in another hour. It is time to wake the musher and start rousing the dogs. They wake up easily, the musher does not. One of the handlers places a dog on a leash and walks it to make sure it isn't stiff. He continues that pattern with several other dogs. The dogs start taking position on their gangline, lead, swing, team, wheel, they are almost ready. Some dogs are jumping straight up in the air, others watch. Some are barking and howling. It echoes down the valley. I can see the breath of the dogs in the cold air. The bustle of hooking up the team is noisy and exciting all at the same time.

The musher is ready, finally putting on his bib, and signing out of the checkpoint. He is led to the checkpoint boundary and disappears quietly into the darkness. Everyone resumes their duties until the next team leaves. Handlers clean up their space, load the truck, and get a checkpoint official to check them out so they may move to the next checkpoint to meet their musher. Once there, the process is repeated in each checkpoint until the team reaches the finish line and the race is finished. It is an awesome group effort by all.



Packing for the Race to the Sky

- * Twelve well conditioned dogs, each with about 1,000 miles of training.
- * About 120 pounds of dry dog food for 4 days, plus whatever food is necessary before and after the race.
- * Approximately 200 pounds of meat (ground chicken, beef or turkey) to use for snacks on the trail and adding to dry dog food for meals and to flavor the dogs drinking water.
- * Two five gallon buckets for carrying water, several pots for heating water in (to feed dogs and for musher and handler meals).
- * An ax for chopping frozen meat, utensils for stirring.
- * An alcohol stove plus several bottles of alcohol (a special extreme weather stove used for heating large amounts of water for the dogs).
- * One Coleman lantern and stove plus fuel for the stove and a funnel.
- * Two bales of straw for the dogs to sleep on in checkpoints.
- * A rake, poop shovel, hoe, and two boxes of 30 gallon plastic bags for garbage.
- * A picket line that can be hooked to trees to stake the dogs (if there is room) or that goes around the truck for close quartered checkpoints.
- * Twelve harnesses, plus a few extras.
- * Twelve coats and/or blankets for the dogs (for warmth and energy conservation in the checkpoints).
- * A twelve dog gangline plus a few extra sections in case one gets chewed.
- * Twelve dog food bowls.
- * 720 dog booties.
- * At least four headlamps, two for me and two for my handlers, at least 20 packs of batteries and a couple of extra headlamp bulbs.
- * Two sleds with cargo bags. One is a toboggan style for use during the race, the other a basket style for completing the race (a basket sled is much lighter and faster but can't handle deep, unbroken snow).
- * At least six sets of plastic runners for the sled and the tool box for changing the runners and brake points of the sleds.
- * A 25 foot snub rope for the sled to tie down to a tree.
- * Two snow hooks for the sled.
- * A section of conveyor belt track for use as alternate (drag) brake on the sled.
- * Two 1 foot chains to wrap around the sled runners to slow down the team if crossing ice or steep downhill areas.
- * Mandatory sled equipment: ax, sleeping bag, knife, snowshoes, first aid kit, waterproof matches, trail map, parka, and one day's food for me and 12 dogs.
- * Two kinds of ointment for the dogs' feet, at least two jars each, a package of surgical gloves to use for applying ointment (the gloves help keep your fingers warm as the ointment is being applied).

- * Thermos for a hot drink on the trail, candy bars or hard candy of some type to keep me awake while on long stretches of trail.
- * A Walkman with earphones, batteries (10 packs) and tapes.
- * Tools for emergency repairs on the truck or sled equipment.
- * Rabies certificates and vaccination records for each dog.
- * At least four different sizes of coolers to carry dog snacks on the trail and in the truck.
- * Two changes of clothes for before and after the race.
- * Clothes for the trail: parka, several warm hats, four pair of mittens, a dozen gloves, six pairs of heavy socks, two sets polar fleece tops and bottoms, two turtlenecks, one set rain gear, lighter jackets (gore-tex), one down vest, one pair of mukluks, and one pair rubber boots.
- * And, of course, the musher, healthy, in shape condition, and ready to go!

A Student's Role in Race to the Sky

Race to the Sky is such a complex volunteer race that it becomes readily apparent to the innocent bystander that the race couldn't happen without a large army of volunteers.

Over the period of the race, a spectator can see 350 volunteers doing various duties like monitoring road crossings, checking in teams, helping at checkpoints, assisting veterinarians at the vet check, helping park cars, setting up banquets, bringing teams to the starting line, breaking and marking trail, maintaining trail markers, organizing and planning the race, dog handlers, logging in times at race headquarters, or communicating with other ham radio operators on a musher's whereabouts.

Entire schools visit the vet check each year and study mushing and teamwork in conjunction with Race to the Sky. They use the education book, information available on the Race to the Sky internet site (www.racetothsky.org), request the education trunk, or are lucky enough to enjoy a musher visit.

Other students have updated information on the internet for the race and cadets from Missoula have provided assistance at Seeley Lake checkpoint. Still others have held bake sales to raise needed funds for the Race to the Sky prize money. Other students have provided banquet entertainment and sang the national anthem to kick off Race to the Sky.

Some middle schoolers helped serve food at the pancake breakfast and went to the Lincoln start for extra credit points. We were glad to have them there!

Younger students have written letters and valentines to the mushers and provided decorative sled dog art projects for banquets and award ceremonies.

Race to the Sky is a national event with volunteers coming from all over Montana and even as far away as Minnesota, Pennsylvania, Florida, and Washington. It truly takes more than a village to raise this Race! Get involved, figure out what you can do to contribute to Race to the Sky and be part of a Montana tradition. Make it a community effort!

Fresh Snow, A Moonlit Night, and a Team of Huskies

As the dogs are harnessed up, I don't know who is more excited, them or me. It is a perfect waxing moon, the temperature is 15 degrees on this starry night. Perfect, just perfect.

The ride starts out noisily with dogs jumping and barking out of control. Within seconds of starting down the trail, the dogs are concentrating on pulling and running. Their speed is incredible, the power unbeatable. It is a gentle, relaxing quiet. It is easy to see why mushers love their dogs so much. They are beautiful, giving creatures.

Dogs have their own individual running style (gait). Some dogs can pull perfectly straight with their heads and tails down, concentrating on their work. Others pull slightly to one side or the other. Some dogs are full of confidence while others look to the dog next to them for reassurance. According to the speed, some dogs will trot very fast while others break into a lope to keep up. Sometimes when they crest the hill, the whole team seems to explode into a full gallop just for the sheer joy of it. Each dog has its own distinctive personality.

The runners sliding and dogs' feet gently hitting the snow are the only noises heard on this particular night. The darkness doesn't seem too dark now. The dogs know exactly where they are going--their vision is perfect for night running. The musher watches the dogs but occasionally flashes his headlamp in front of Dave and Taylor, the lead dogs.

There is a turn ahead and Dave tries to lead the team to the right even though Taylor wants to go left. The musher quietly encourages Dave to gee (go right) and Dave directs the team to the right and back on the trail again. It all takes a matter of two seconds.

When we take off again, snow flies from the front of the sled as this long distance racing team hits the trail again at 12 miles per hour. It seems much faster because of the darkness. These are eight well-trained canines that will be ready to join the rest of the team for next year's Race to the Sky.

Night running is a favorite for the dogs. This is a spring evening, when temperatures reach freezing at night and the trails become punchy in the heat of the day. Punchy snow can cause the dogs to fall through the snow and injure themselves. Runs are usually made at night with cooler temperatures and better snow. The musher must monitor changing snow conditions in order to prevent injury to the dogs.

It is easy to see why this is a favorite time for mushers, too. If there is a full moon, they don't use their headlamps but they can still see the trail and any hazards. The

moonlight is beautiful and the clouds are racing across the sky. The only sound we continue to hear is the whooshing of the sled runners and a slight panting of dogs. It is a sound like no other.

I am continually amazed at how well these dogs are in sync. They seem to be able to anticipate what the other will do. Any commands given to the dogs to gee or haw (left) are given in a normal talking voice, never loud. The dogs are trained to listen to the musher's voice and they gladly do what a musher requests.

The ride comes to a halt as quickly as it started. The dogs are unharnessed and stationed back at their dog houses, waiting for the next day's run. Now I know what it feels like to run a team at night--the power, the excitement, and the enjoyment. It is not easily forgotten.

The Personalities of a Racing Team

One racing team may consist of 12 huskies all from very different backgrounds. Or it could be made up of only a few different backgrounds with the musher raising his/her puppies as part of a breeding program. Whatever the background, each team consists of twelve different personalities.

I would like to introduce you to one kennel and the make-up of the team. First, I must start with the leaders, Piper and Dave. Dave, my very favorite, is getting older and is a bit slower but he has the striking black and white markings that I have grown to love in these animals. He is smart, perceptive on the trail, and a real sweetheart, though he is shy around strangers. Piper, on the other hand, is the kind of dog that stands on his back legs and gently places his paws on your shoulders. He seems to melt when you rub behind his ears. Those are the two leaders that will take you wherever you want to go.

The swing dogs are Earthquake, Rumor, Calamity, and Annie. Earthquake is a very hyper and excitable dog, however, when calm, he enjoys being scratched on the back of the head. That seems to settle him down at least temporarily. He is very motivated to run and must go out every day or he paces the dog yard. Rumor is this calm, easy-going dog who just seems to blend in wherever she is. Easy to care for and easy to run next to, she sticks to the job at hand. Then we have the yearlings, Calamity and Annie. Their mother, Gossip, is also on the team and will be discussed next. Calamity is finicky sometimes about eating but a gorgeous example of what an Alaskan should look like. Annie is this tiny, little, chocolate brown, wiry runt whose heart is definitely into racing. She is sweet and continues to bark until she is harnessed up and down the trail. A very vocal dog but a heart-warmer.

Next up is Uganda and Gossip. Uganda loves to be stroked and pet and once tamed, he will settle down and enjoys thoroughly all attention. Uganda is the size of a bus, length-wise, and is very excitable like Earthquake. They have similar backgrounds. The problem is, Uganda is very strong and can easily knock someone over if not careful. Gossip is the only dog that can keep Uganda under control. He can get out of control and start growling and become much too playful with other dogs but Gossip seems to be able to keep him under control. She doesn't allow him to misbehave. Once they start out, they run beautifully together and they are amazing to watch.

Two of my favorite personalities are next. The first is Kaleb, the knuckle-head. He is such a lovable dog and works seriously in the team but he gets so excited that it is hard for him to calm down enough to be harnessed. Once harnessed and running, a truly different side comes out and he goes for miles not even breathless. The other is Darryl, whom I adore. This dark-haired curmudgeon started out being the one I didn't trust. Since the first time (and only time) he tried to nip me, I have admired his

personality and I just love him. When I get a chance to visit him, I talk to him from across the dog yard and he always barks at me. Then I come over to talk some more, and he melts. It's a great feeling.

Last in this twelve dog team are litter mates of Calamity and Annie. Wyatt, named after Wyatt Earp, is the pretty boy of the kennel. He has striking markings. He runs hard, sometimes starting out faster than he should but is learning quickly and loves to run, getting so excited that harnessing him can also be difficult. He inhales his food and I wonder how any dog can eat that fast and that much! Last, but not least, is Billie, a serious worker but not a bit shy. He loves attention any way he can get it. He is one that must be watched for overheating. Some dogs just seem to be sensitive to the heat and it is imperative that they are monitored so they never get overheated.

That is this season's racing team. Each dog is very different and that's what makes them so special. They learn to become a team, with a musher teaching them. Once you are privy to ride behind a well trained team and witness them burst into speed, it is something very special.

Suggested Interview Questions for Mushers

Musher's always want to concentrate on their dogs' needs first. Ask when a good time would be to talk.

What type or breed of dogs do you like to run?

What does an average sled dog weight?

How long does it take to train for Race to the Sky?

Who makes your sleds?

When do you start training your team?

How do you train your dogs without snow?

How many dogs do you train each season?

How do you keep up with new products, equipment, and technology for the sport?

How do you select your lead dogs?

How do you find your way both day and night?

How long have you been a musher?

Where and when do you sleep during the race?

Do you have someone help you take care of your kennel and help during races?

How do you stay awake during the race?

What do you think about on the trail?

Why do you start the race with the dogs in line two by two?

Do you have a favorite dog?

What is your most memorable race?

What do you feed your dogs during a race and how often do you feed them?

How young can a person be to start mushing?

Why do some huskies have one blue and one brown eye?

Is there anywhere you haven't raced but hope to?

Tell us the difference between a sprint race and Race to the Sky?

Share your race strategy with us.

What traits do you look for in dogs and how do you pick your lead dogs?

What is an average sled dog worth in its prime?

At what age does a sled dog reach its prime?

What are some reasons for not finishing a race?

What is success for your team?

What time of day do you train your dogs?

How many miles a day do you do when you start your training?

How do you find time to train the dogs so many hours a week?

How can you afford to travel to races, feed the dogs, and pay veterinarian bills?

How much dog food do your dogs go through in an average month?

Why do mushers have to "drop" or take dogs off the team?

If you take a dog off the team, can you add it back during the race?

How many dogs can you start with for Race to the Sky?

What are your goals for the racing season?

Writing Assignments

- * Choose a musher and research the musher, dogs, and team, give a report to your class.
- * Write a journal entry from the lead dog or another dog's perspective.
- * Research the history of mushing and present a report.
- * Find out where all the long distance races will be held this season and discuss the differences. Study about the European staged races like the Wyoming's Stage Stop and compare them to other sprint and long-distances races in the United States.
- * Research Camp Rimini War Dog Reception and Training Center and write what it would have been like to live there.
- * Research the Dogs for the Defense Program during World War II and how Montana played a part in it.
- * Visit a local racing kennel, interview the musher, research the bloodlines of each dog, and write about your observations.
- * Write a story about Cool Dog. What are his bloodlines, team position, likes and dislikes. His motto is he is "born to run."
- * Write strategy on how to build a team, training, what to do first in order to run a race.
- * Write a story about what it takes to be a good volunteer and discuss teamwork within the volunteer structure.
- * Be creative, come up with your own writing assignment.

Math Skills

* Calculate how many booties a twelve dog team would need for the Race to the Sky; an 8 dog training team?

* Look at the time sheet below. Compare miles per hour, rest time, and trail time of both mushers.

* Figure out (with layover times) how many miles per hour a team would be traveling if the musher finished the 300 mile race Thursday at 9:00 a.m.? The race has a 4 hour mandatory layover anywhere they wish at the first three checkpoints, plus a 6 hour mandatory layover at Seeley Lake.

* Choose your favorite musher from this year and predict when he/she will be arriving in each checkpoint and when he/she will complete the race. See how accurate you are during race week. (Race restart time is noon on Sunday.)

* If the temperature is 25 degrees below zero for the first 48 hours of the race and the teams average speed is 7.1 miles per hour, the last 50 hours of the race the temperature reaches 45 degrees (a range of 70 degrees difference, which has actually happened) and the musher then averages 5.3 miles per hour. How long will it take the musher to finish 350 miles.

* Compare elevations (from science page) between checkpoints on the elevation chart from the 1994 race. What is the difference in elevation and percentage gain in elevation between the Camp Rimini start and Holland Lake? Missoula and Lincoln? What is the highest elevation; what is the lowest along the race trail?

* Make up your own race scenario story problem and solve.

More Science/Math Information

Make an estimate of how much a 12 dog team, plus the musher, sled, and equipment weigh? Dogs weigh about 50 pounds each, the musher an average of 175 pounds, gear and sled weigh about 75 pounds.

12 x 50# each (dogs)	600
Musher	175
Mandatory equipment	75

Answer: 850 pounds

How much weight will each dog pull if they each pull equally?

Answer: Per dog weight 70 pounds each if distributed equally.

How many calories are burned by dogs during Race to the Sky?

(9,000 calories per day per dog x 12 dogs 108,000 calories x 4 days)

Answer: 432,000 calories burned by 12 dog team

How many calories are burned by a musher during Race to the Sky?

(6,000 calories per day per musher for Race to the Sky x 4 days)

Answer: 24,000 calories burned by each musher

Horsepower vs. Dogpower. Below is the formula for horsepower (250 pound load including musher and traveling 8,800 feet per hour is equivalent to 10 mph speed)

$$\text{horsepower} = \frac{\text{\# of pounds of pull required to keep sled moving} \times \text{distance moved in one minute}}{33,000}$$

Examples of horsepower:

- A pickup truck uses 250 horsepower
- Snowmobile horsepower is 60 horsepower
- A lawnmower is 2-3 horsepower
- A compact car is 65 horsepower
- A horse equals 1 horsepower
- A big snowblower is 8-10 horsepower
- A tablesaw is 2 horsepower

Add variables to the dogsled team to see how much energy is being put on the gangline when the dogs are pulling the loaded sled (40 pounds of gear and musher)

Calculate horsepower by using the formula, if the team is:

level stretch of trail (12 dogs pulling 15# of energy/dog power) = .4 hp
steep uphill trail (12 dogs pulling 30# of energy/dog power) = .8 hp
downhill trail (12 dogs pulling 1# of energy/dog power) = .027 hp

horsepower = $\frac{15 \text{ lbs} \times 880 \text{ feet/minute}}{33,000} = 10 \text{ mph}$

The highest climb in Race to the Sky is 7,200 feet in elevation. Imagine that a team started at 4,500 feet, climbed to 6,800 feet, dropped down to 5,400, climbed back to 5,800 feet, dropped down again to 4,900 feet, and finished at 4,400 feet. How many feet elevation did the team actually lose?

Answer: 100 feet

What is the total elevation gain/loss from starting point to ending point in the example above?

Answer: 4,500 feet

How long is a twelve dog team?

Answer: 8' sled, plus 8' per 2 dog section (5 sections), 4' for leader section = 52 feet total
(8 + 40 + 4 = 52' total)

How many booties would a 12 dog team use if the team left each of the six checkpoints with a fresh set for each dog on the team. Assume 12 dogs start and finish the race?

Answer: a musher would use at least 288 booties

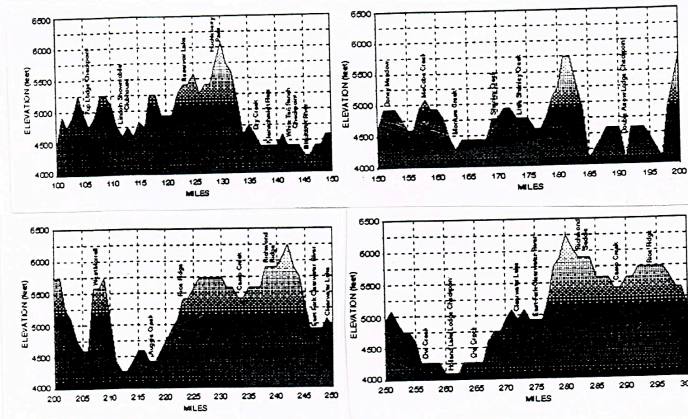


Science/ Social Studies Projects

Science/ Social Studies Projects

- * Mapping skills: how many miles is it by car to each checkpoint?
- * Layering and wind chill: how would you dress for this race? How would you prepare for -30 degree wind chills?
- * Weather conditions: what affects dog teams? Is cold or warm better?
- * Caloric value: how many calories will a musher burn going up Huckleberry Pass?
- * Food choices: what foods would be better for the musher to eat and why?
- * What are the possible points of injuries on sled dogs and why?
- * Different breeds: find a picture of an Alaskan, Siberian, and Malamute and compare the breeds?
- * Compare sled dogs to hunting dogs: why are they different, how are they similar?
- * Compare wolves or coyotes to sled dogs: how are they alike, how did they evolve, how are they different? Compare body shape, length of hips, legs, etc.
- * What are the skeleton differences between a husky and a wolf?
- * Interview a musher on how he/she chooses a dog, specifically weight, attitude, and body shape; what makes up a good bloodline?

Elevation chart



Race to the Sky Circle the Words

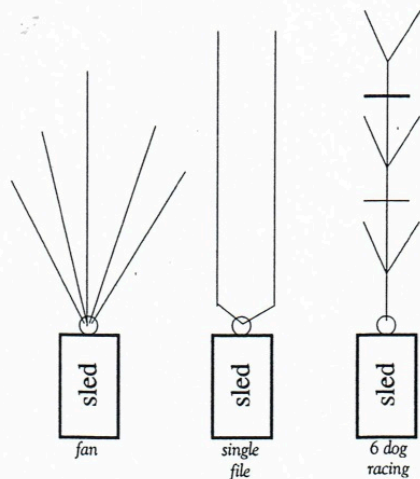
W F A G M U K L U K S M X V C T W L U M B Y T S
 O N S S H D Y G S Y B H E L E N A B K A Z K R S
 G Z L P E I M R S Q K E I V G I S M N E A S K E
 N G E E A I K O R S C S B A D O G S S T L U O N
 I R D N H R T E I E E Y U E P P O F N E U H O R
 C A E W A V K O T V B V K H I K A H U N O R H A
 A B G N W O B A O O W E R S A C T S B I S U W H
 R I M I N I J L O B S O L A U E B U L L S N O W
 P B C R L U G N I C A R N K P H X M I G I A N E
 T R A I L C R F A K R A P S C C G Z N N M M S P
 W H I T E T A I L I N C O L N U R J E A L E A D
 R E H S U M E K A L Y E L E E S H V M G G N T B

Circle the following words above:

MUKLUKS	DOGS	WHITETAIL	CHECKPOINT
HELENA	RIMINI	MUSHER	RUNNER
GEE	TRAIL	SEELEY LAKE	GLOVES
LINCOLN	RACING	SNUBLINE	SLED
PARKA	HAW	HIKE	MUSH
GANGLINE	TEAM	MISSOULA	RUN
HUSKY	SNOW	HARNESS	SNOWHOOK
BIB	LEAD		

Team Profile

Mushers have several ways of hooking up their teams. The fan is harder to use because the line gets tangled and is used in open spaces (in Alaska). Neither the single file nor the fan are used for Race to the Sky. The 6 dog is modified to add 6 more dogs for Race to the Sky to make a total of 12..



Teamwork and Art Project

Can you find the word teamwork sixteen times below--one for each dog in a twelve dog team plus one for the musher, two handlers, and a driver. Teamwork is the most important element to success for a team:

A K T E A M W O R K R K F D G
B R K E D T E A M W O R K S H
T O R X A E P C A M B O L K C
M W C E T M F T E A M W O R K
R M T E A M W O R K Q M U O J
C A E H D L V O T Y Z A L W K
T E A M W O R K R V H E D M R
G T M O Q G U T S K T T G A O
J S W T E A M W O R K A V E W
L V O O R W K R O W M A E T M
M Y R J K R O W M A E T Q L A
U R K C G S T E A M W O R K E
Z B H T E A M W O R K D J C T

Check our website at www.racetothesky.org for this year's shirt design.

Each year the Race to the Sky has contests for Montana artists to choose t-shirt and art print to be sold during the race. These are the new designs. Design one for us!

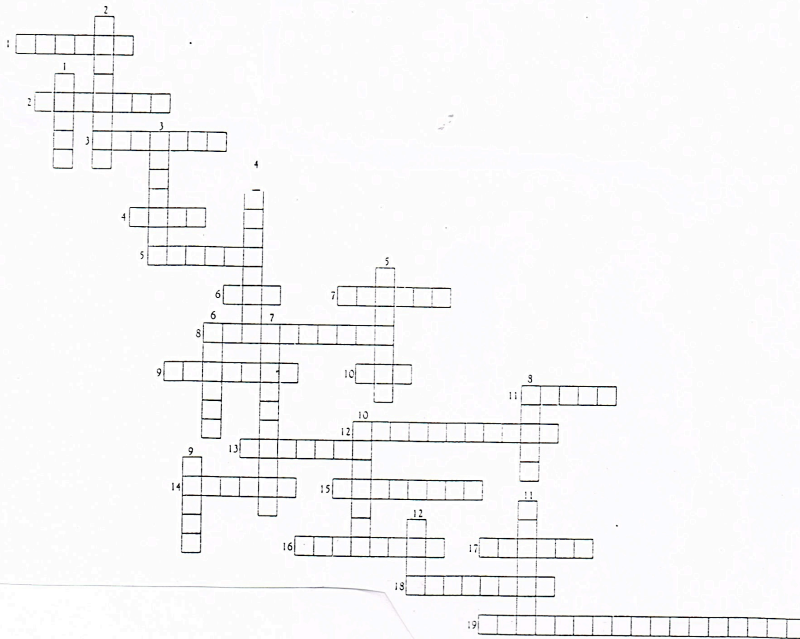
Race to the Sky Crossword Puzzle

Across:

1. Someone driving a sled
2. Foot apparel to stay warm
3. A sport involving dogs
4. A wooden chassis which holds a musher and gear
5. The act of mushing competitively
6. Something a racer wears to identify himself/herself
7. Hand gear for cold and wind protection
8. A location in the race where mushers must check in/out
9. Protective gear for dogs feet
10. A command to go right
11. A type of dog mushing with fewer dogs, popular in European countries
12. A mountain pass Race to the Sky must cross during the race
13. The state Race to the Sky is held
14. A former dog training center
15. A nylon rope to hold dogs
16. The front of a sled

Down:

1. Two pieces of wood that musher stands on for balance
2. A piece of equipment attached to the sled to stop the sled
3. An imaginary line which designates water flowing east or west
1. A type of sled dog
2. Gear that mushers use to see at night
3. An individual that assists the musher during race
4. A nylon rope to tie each dog to team
5. Protective gear for dogs feet
6. Something used to heat water for the dogs
7. A location in the race where mushers must check in and out
8. A warm garment worn by the mushers
9. A groomed path dog teams must follow during the race
10. Gear for the individual dog
11. A checkpoint reached early Sunday morning
12. The animal this race revolves around



Connect the Dots

Connect the numbered dots to make a picture. Can you name your picture?



Unscramble the Words

Unscramble the words:

- | | |
|--------------------|---------------------------------|
| 1. OTOISEB _____ | 10. GGNOOATB _____ |
| 2. GLIAENN _____ | 11. TRRNNIIEEAAV _____ |
| 3. SRMEUH _____ | 12. TCKPHOEINC _____ |
| 4. DSEL _____ | 13. MAPC IINMR _____ |
| 5. EGE _____ | 14. RLDNHAE _____ |
| 6. NNRRUES _____ | 15. EDLA GDO _____ |
| 7. ETV KHECC _____ | 16. NRRNUE _____ |
| 8. YKSHU _____ | 17. NNTTLCOIAEN
IDDEVI _____ |
| 9. NARSSHE _____ | 18. OKOHWSNO _____ |

gangline, sled, runners, husky, toboggan, checkpoint, handler, runner, snowhook, booties, musher, gee, vet check, harness, veterinarian, Camp Rimini, lead dog, Continental Divide

Unscramble the Words Answers:

ANSWERS: 1. Booties 2. Gangline 3. Musher 4. Sled 5. Gee 6. Runners 7. Vet Check 8. Husky 9. Harness 10. Toboggan 11. Veterinarian 12. Checkpoint 13. Camp Rimini 14. Handler 15. Lead Dog 16. Runner 17. Continental Divide 18. Snowhook

Word Find

Have the children write Montana's Race to the Sky on the top of their paper.

Then ask them to make as many words as they can from the words MONTANA'S RACE TO THE SKY. Only use the letters once in these words. Allow the children 10-15 minutes. Cool Dog found 85, can you find more?

ANSWERS:

ace	care	tea	sea	mat	an	tan
at	cat	hat	sat	rat	man	can
say	ray	may	thank	that	they	nay
tar	car	mar	mace	make	mare	tear
near	taste	yes	yeah	ant	oh	so
to	key	no	nor	nose	rose	toes
hose	ton	son	than	store	he	she
me	mean	yet	yes	yam	trace	key
hanky	ram	tram	name	same	tame	tart
some	cart	mart	mentor	those	these	sea
seat	seam	sent	rent	taste	cast	most
host	not	hot	rot	net	set	yet
arc						


Race Trivia

1. Who was the youngest male to finish the 300? Shawn Helvick, 17, Seeley Lake, Montana, 1991
2. Who was the youngest musher to win the 500? Jessie Royer, 17, Philipsburg, Montana, 1994
3. Who was the first women to win the 500? Jessie Royer, Philipsburg, Montana, 1994
4. Who was the youngest male to finish the 500? Chris Adkins, Sand Coulee, Montana, 1990
5. Which musher travelled the farthest to compete? Brian Gillett, Southampton, England, 1994
6. Who is the senior-most musher to compete and finish? Dave Armstrong, Helena, Montana, 1995
7. Which checkpoint is the newest to the race? Elk Park near Butte.
8. Who had the fastest time for the 500? Greg Swingley, Simms, Montana, 1992
9. Who won the 1996 Race to the Sky 500? Cliff Roberson, a Seattle neurosurgeon


Stand Up Model

Color, cut along solid line, and fold on dotted lines to make your own three dimensional stand-up team. Tape the bottom to make a triangle. When you finish, you should have a team on each side to identify the different dogs standing in position.

(cut here)



(top fold)



(bottom fold)

(cut here)

- 10 . Who won the 1996 Race to the Sky 300? Butch Parr, a Whitefish carpenter
- 11 . Who won the 2009 Race to the Sky? Mark Stamm of Washington.
- 12 . Where was the restart of Race to the Sky in 2008? High Country Snack Foods, Lincoln.
- 13 . When was the first Junior Race to the Sky? 2010.
- 14 . What two mushers came in second twice in the Race to the Sky 500 mile race? Cindy Gallea of Seeley Lake, Montana, and Jack Beckstrom of Olney, Montana
- 15 . What year did Race to the Sky have a veterinarian participate from Spain and what was his name? 2007--Dr. Jamie Martinez, Spain.
- 16 . What year did Race to the Sky have two Italian veterinarians participating as vets? 2008.
- 17 . What four years in a row did members of one family win Race to the Sky and who were they? 2002 Harmony Kanavle, 2003 Jason Barron, 2004 John Barron and 2006 John Barron (2005 race was cancelled).
- 18 . How many times has Mark Stamm won Race to the Sky? Twice—2008 and 2009.
- 19 . How many times have women won Race to the Sky? Four times—1994 Jessie Royer, 1995 Maria Hayashida, 2001 Sarah Spinola, and 2002 Harmony Kanavle.
- 20 . Who won the 2013 Race to the Sky 350, the youngest musher to win the 350? Alea Robinson, of Alaska, with the help of Jessie Royer, of Darby, Montana.
- 21 . Who won the first Junior Race to the Sky? Jenny Greger of Bozeman, Montana.

Camp Rimini War Dog Training and Reception Center Bibliography

David W. Armstrong interview, "Camp Rimini Oral History Project" Montana Historical Society Archives, 1982, Helena, Montana.

Armstrong, David W., "Freighting: World War II Style" (Brochure: "Mushing, Try It You'll Like It," Sacajawea Sled Dog Club, 1973).

Eddie Barbeau interview, "Camp Rimini Oral History Project" Montana Historical Society Archives, 1982, Helena, Montana.

Beckstrom, Pam, Twenty Years and Still Going to the Dogs: Race to the Sky (Montana Sled Dog, Inc., 2005), 1-3.

Casey, Brigid & Haugh, Wendy, Sled Dogs (Dodd, Mead & Co. 1983), 51, 52.

Dean, Charles, Soldiers and Sled Dogs (University of Nebraska Press, 2005).

Demidoff, Lorna & Jennings, Michael, The Complete Siberian Husky (Howell Book House, Inc. 1984), 78.

John (Jack) Eslick interview, "Camp Rimini Oral History Project" Montana Historical Society Archives, 1983, Helena, Montana.

Fischer, Karen, "Training Sled Dogs at Camp Rimini, 1942-1944," *Montana The Magazine of Western History* (Vol. 34, Winter, 1984), 10-19, 12-13.

Fischer, Karen, "The Dogs of War," *Montana Magazine* (November/December 1989), 50-57.

Glynn, Gary, Montana's Home Front During World War II (Pictorial Histories Publishing Co., Inc., Missoula, Montana, 1994) 52-54, 177.

Great Falls Tribune, "Today 50 Years Ago," October 11, 1993.

Helena Independent Record, "War Camp Turns 50," February 4, 1993.

Stuart Mace interview, "Camp Rimini Oral History Project" Montana Historical Society Archives, 1982, Helena, Montana.

Moore, Tim, "Training Dogs for Uncle Sam" Montana High School Historian (University of Montana/Montana Historical Society Junior Historian Program, Vol. 4, Spring, 1974), 12-15.

Montana Historical Society Archives “Camp Rimini War Dog Reception and Training Center” Blueprints (small collection donated by John McQuillan), 1989.

Montana Historical Society Archives “Camp Rimini War Dog Reception and Training Center” (small collection donated by Karen Fischer), 1983.

Montana Historical Society Photo Archives, “Rimini.”

Neelian Nelson interview, “Camp Rimini Oral History Project” Montana Historical Society Archives, 1993, Helena, Montana.

Price, Esther G., “Mushing to War” *True* (October 1944), 23-25, 93-94.

Riddle, Maxwell & Seeley, The Complete Alaskan Malamute (Howell Book House, Inc., New York, New York, 1976), 190-193.

Shore, Chester, K., Montana In the Wars (Star Print, Miles City, Montana, 1977), 148-150.

Strang, Paul D. & Giffin, James J., The Complete Great Pyrenees (Howell Book House, New York, New York, 1977), 263.

Bibliography & Recommended Reading
(Portions courtesy of Iditarod Trail Committee)

Books/Magazines:

Beckstrom, Pam, "Race to the Sky: Twenty Years," *Mushing Magazine* (Nov/Dec. 2009).

Beckstrom, Pam, Twenty Years and Still Going to the Dog: Montana's Race to the Sky (Montana Sled Dog, Inc. 2005).

Butcher, Susan and Monson, David, Granite (Trail Breaker Kennel, 2007).

Butterworth, W. E., "Mush!" *Boy's Life* (December, 1992).

Cellura, Dominique, Travelers of the Cold: Sled Dogs of the Far North (Alaska Northwest Books, Anchorage, Alaska, 1990).

Collins, Miki and Julie. Dog Driver: A Guide for the Serious Musher (Alpine Publications, Loveland, Colorado, 1991 and 2009).

Conklin, Dave, "More Than a Man's Best Friend: Sled Dogs," *Montana Outdoors* (vol. 10, no. 6 November/December 1979), 30-32.

Cooper, Michale, Racing Sled Dogs (Clarion Books, Boston, Massachusetts, 1988).

Crisman, Ruth, Racing the Iditarod Trail (Silver Burdett Press, Morristown, New Jersey, 1993).

Dolan, Ellen M., Susan Butcher & the Iditarod Trail (Walker & Company, New York, New York, 1993).

Emert, Phyllis, Sled Dogs (Macmillan, New York, New York, 1985).

Fishback Riley, Mel, Your Dog in Harness (Adanac Sleds and Equipment, Olney, Montana, 1990).

Flanders, Noel K., Joy of Running Sled Dogs (Alpine Publications, Loveland, Colorado, 1989).

Freedman, Lew, George Attila: The Legend of the Sled-Dog Trail (Stackpole Books, Mechanicsburg, Pennsylvania, 1993).

Freedman, Lew, Iditarod Classics (Epicenter Press, Seattle, Washington, 1992).

Freedman, Lew and Jonrowe, Dee Dee, Iditarod Dreams: A Year in the Life of Alaskan Sled Dog Racer (Epicenter Press, Inc., Seattle, Washington, 1995).

Gardiner, John Reynolds, Stone Fox (Harper & Row, New York, New York, 1980).

Gill, Shelley, Kiana's Iditarod (Paws IV, Homer, Alaska, 1984).

Gill, Shelley, North Country Christmas (Paws IV, Homer, Alaska, 1992).

"Go, Team, Go!" *National Geographic World*, December, 1989.

Heacox, Kim, Iditarod Spirit (Graphic Arts Publishing Company, Oregon, 1991).

Henry, Sue, "Murder on the Iditarod Trail," *Atlantic Monthly Press*, 1991.

Hood, Mary H., A Fan's Guide to the Iditarod (Alpine Publications, Reprint 2009).

"Iditarod Runner" (Iditarod Trail Committee, Inc., Wasilla, Alaska, published bi-monthly).

Jones, Tim, The Last Great Race: The Iditarod (Stackpole Books, Mechanicsburg, Pennsylvania, 1988).

Kimmel, Elizabeth Cody, Balto and the Great Race (Random House, 1999).

King, Jeff, Cold Hands, Warm Heart (Husky Homestead Press, 2008).

Krupnick, Karen, The Great Race to Nome (The Learning Works, Inc., Santa Barbara, California, 1995), Teaching Guide.

London, Jack, Call of the Wild (Bantam, New York, New York, 1991).

Luther, Sallie, "Kids Who Race Sled Dogs," *Ranger Rick*, January, 1992.

Marsh, Carole, "Bowwow!" (Gallopade Publishing Group, Decatur, Georgia, 1993).

Mattson, Ted, Adventures of the Iditarod Air Force, (Epicenter Press, Seattle, Washington, 1997).

Morey, Walt, Kavik, the Wolf Dog, (Dutton, New York, New York, 1977).

Morey, Walt, Scrub Dog of Alaska (Blue Heron Publishing, Hillsboro, Oregon, 1989).

Nielsen, Nicki J., The Iditarod: Women on the Trail (Wolfdog Publications, Anchorage, Alaska, 1986).

O'Dell, Scott, Black Star, Bright Dawn (Fawcett Juniper, New York, New York, 1988).

Page, Dorothy and Others, "Iditarod Trail Annuals," (ITC, 1974-1991).

Paulsen, Gary, Dogsong (Puffin Books, New York, New York, 1987).

Paulsen, Gary, Dogteam (Dellacorte Press, New York, New York, 1993).

Paulsen, Gary, Woodsong (Puffin Books, New York, New York, 1990).

Riddles, Libby with Shelley Gill, Danger The Dog Yard Cat (Paws IV, Homer, Alaska, 1989).

Riddles, Libby, Race Across Alaska: First Woman to Win the Iditarod Tells Her Story (Stackpole Books, Mechanicsburg, Pennsylvania, 1988).

Ring, Elizabeth, Sled Dogs: Arctic Athletes (Millbrook Press, Brookfield, Connecticut, 1994).

Sauiol, Louise, Michelle, La course au bout de la terre (Les Editions Heritage, Inc., Quebec, Canada, 1991).

Schultz, Jeff, Dogs of the Iditarod (Sasquatch Books 2003).

Schultz, Jeff, Iditarod: The Great Race to Nome (Alaska Northwest Books, Anchorage, 1991).

Schultz, Jeff, Iditarod Country (Epicenter Press, Seattle, Washington, 1998).

Seavey, Mitch, Lead, Follow or Get Out of the Way! (Everbetter Printing, 2008).

Shields, Mary, Loving a Happy Dog (Pyrola Publishing, Fairbanks, Alaska, 1992).

Shields, Mary, Sled Dog Trails (Pyrola Publishing, Fairbanks, Alaska, 1984).

Shields, Mary, The Alaskan Happy Dog Trilogy, Vol. 1-3 (Pyrola Publishing, Fairbanks, Alaska, 1993).

Seibert, Patricia, Mush! Across Alaska in the World's Longest Sled-Dog Race (Millbrook Press, Brookfield, Connecticut, 1992).

Sierra Nevada Dog Drivers, Inc., Mush! A Beginner's Manual of Sled Dog Training (Arner Publications, Inc., New York, New York, 1976).

Standiford, Natalie, The Bravest Dog Ever: The True Story of Balto (Random House, New York, New York, 1989).

Thompson, Raymond, Sled Dog Encyclopedia (Raymond Thompson Company, Lynnwood, Washington, 1970).

Ungermann, Kenneth A., The Race to Nome (Harper and Row, New York, New York, 1963). (History of the 1925 diphtheria rush to Nome).

Van Zyle, Jon, Iditarod Classics (Epicenter Press, Inc., Seattle, Washington, 1992).

Video Tapes/DVD's:

"Alaska Iditarod Champion: Pet and Sporting Dogs, Owners Guide for All Dog Lovers," Snowy Pass, Fairbanks, Alaska, 1990.

"Beyond Courage," The Iditarod Trail Committee, Inc., 1993.

"Born to Run," Sky River Films, Anchorage, Alaska, 1990.

"Call of the Wild 3D," Vivendi Entertain, 2009 (Filmed during Race to the Sky).

"Distant Place," Sky River Films, Anchorage, Alaska, 1993.

"Race to the Sky," Peak Productions, Missoula, Montana, 1998.

"Race to the Sky: 25 years," Pam Beckstrom, DVD, 2009.

"The Season of the Sled Dog," Pyrola Publishing, Fairbanks, Alaska, 1988.

"Toby McTeague," Charter Entertainment, Los Angeles, California, 1987.

"Trail to Gold," Sky River Films, Anchorage, Alaska, 1988.